


Sintético · Progetto

Porcelanato





Projeto **Bianco TU**

Formato Format	Superfície Surface	Faces Faces
60x60cm 24"x24"	NAT	1
60x60cm 24"x24"	POL	1

V1



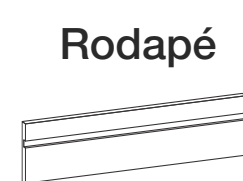

Projeto **Dolmen**

Formato Format	Superfície Surface	Faces Faces
60x60cm 24"x24"	NAT	1

V1

Sintético • **Projeto**

Porcelanato



Rodapé

Formato Format	60x60cm 24"x24"		10x60cm 4"x24"		Rejunte da Linha
	NAT	POL	NAT	POL	
Superfície Surface	NAT	POL	NAT	POL	
Espessura Thickness	10mm	9mm	10mm	9mm	
Bianco TU	22320	22319	21064	21065	Marfim ou Palha
Dolmen	22317	-	21066	-	Marfim ou Palha
Atrito Friction	N/A	N/A	*Junta 1,5mm		

Locais de Uso

Formato Format	60x60cm 24"x24"	
Superfície Surface	NAT	POL
Bianco TU		
Dolmen		-

Legendas dos Locais de Uso

