


# Concreto • Nord


Porcelanato Esmaltado





### Nord Ris

Formato Format	Superfície Surface	Faces Faces
60x60cm   24"x24"	NAT	19
60x60cm   24"x24"	EXT	19
60x60cm   24"x24"	POL	19
90x90cm   36"x36"	NAT	20
90x90cm   36"x36"	EXT	20
60x120cm   24"x48"	NAT	30
120x120cm   48"x48"	NAT	15
90x180cm   36"x72"	NAT	10



### Nord Cement

Formato Format	Superfície Surface	Faces Faces
60x60cm   24"x24"	NAT	19
60x60cm   24"x24"	EXT	20
60x60cm   24"x24"	POL	19
90x90cm   36"x36"	NAT	20
90x90cm   36"x36"	EXT	20
60x120cm   24"x48"	NAT	30
120x120cm   48"x48"	NAT	15
90x180cm   36"x72"	NAT	10



### Nord Ris Hexa

Formato Format	Superfície Surface	Faces Faces
20x20cm   8"x8"	MATE	57



### Nord Cement Hexa

Formato Format	Superfície Surface	Faces Faces
20x20cm   8"x8"	MATE	54



### Nord Ris Decor Ripado

Formato Format	Superfície Surface	Faces Faces
30x90cm   12"x36"	NAT	12

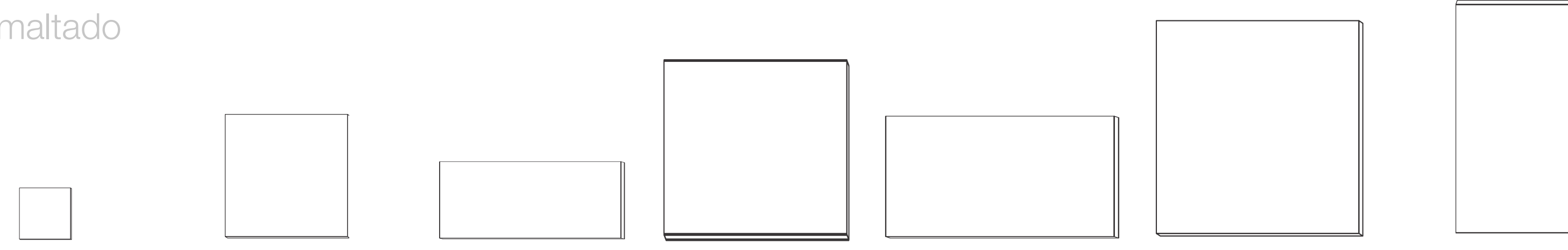


#### Legendas dos Locais de Uso

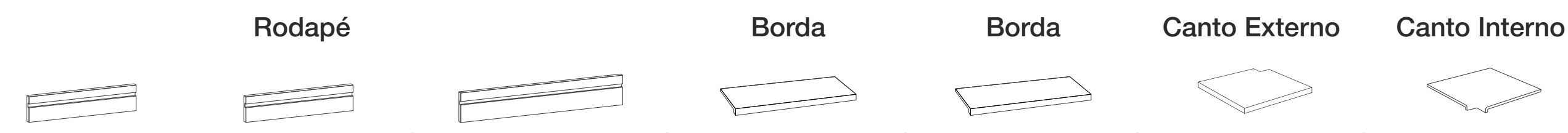


# Concreto · Nord

Porcelanato Esmaltado



Formato Format	20x20cm   8"x8"	60x60cm   24"x24"			30x90cm   12"x36"	90x90cm   36"x36"		60x120cm   24"x48"	120x120cm   48"x48"	90x180cm   36"x72"	
Superfície Surface	MATE	NAT	EXT	POL	NAT	NAT	EXT	NAT	NAT	NAT	
Espessura Thickness	8mm	9,5mm	9,5mm	9,5mm	12mm	10,8mm	10,8mm	10,5mm	10mm	10mm	Rejunte da Linha
Ris	-	27284	29994	27916	-	27025	27027	26803	27614	12177	Cinza Platina ou Claro
Cement	-	27282	27283	27915	-	27028	27030	26800	27615	12175	Cinza Platina ou Claro
Ris Hexa	27117	-	-	-	-	-	-	-	-	-	Cinza Platina ou Claro
Cement Hexa	27118	-	-	-	-	-	-	-	-	-	Cinza Platina ou Claro
Ris Decor Ripado	-	-	-	-	28739	-	-	-	-	-	Cinza Platina ou Claro
Atrito Friction	N/A	N/A	N/A	N/A	N/A	N/A	N/A	N/A	N/A	N/A	*Junta 1,5mm ou 2mm



Formato Format	15x60cm   6"x24"	20x90cm   8"x36"		20x120cm   8"x48"		30x60cm   12"x24"	30x90cm   12"x36"	30x35cm   12"x14"	30x35cm   12"x14"
Superfície Surface	NAT	POL	NAT	NAT	NAT	EXT	EXT	EXT	EXT
Espessura Thickness	10mm	10mm	12mm	10,2mm	10,5mm	9,5mm	10mm	10mm	10mm
Ris	27452	28034	27451	27962	-	12144	12143	29475	29505
Cement	27450	28033	27449	-	27959	28105	-	29476	29506
Ris Hexa	-	-	-	-	-	-	-	-	-
Cement Hexa	-	-	-	-	-	-	-	-	-
Ris Decor Ripado	-	-	-	-	-	-	-	-	-






















































Legendas dos Locais de Uso



# Concreto · Nord

Porcelanato Esmaltado

## Locais de Uso

Formato Format	20x20cm   8"x8"	60x60cm   24"x24"			30x90cm   12"x36"	90x90cm   36"x36"		60x120cm   24"x48"	120x120cm   48"x48"	120x270cm   48"x106"	90x180cm   36"x72"	
Superfície Surface	MATE	NAT	EXT	POL	NAT	NAT	EXT	NAT	NAT	NAT	NAT	
Ris	-	     	-	-	-	-	  	 	  	  	  	  
Cement	-	     	-	-	-	-	  	 	  	  	  	  
Ris Hexa	  	-	-	-	-	-	-	-	-	-	-	
Cement Hexa	  	-	-	-	-	-	-	-	-	-	-	
Ris Decor Ripado	-	-	-	-		-	-	-	-	-	-	

Legendas dos Locais de Uso

